








NIDEC-SHIMPO CORPORATION

EV Series, Summary Level Table

Product Series		Frame Size	Backlash Rating	Reduction Ratios
NEV Right-angle, Spiral bevel/Planetary Economy class		Smallest: B (60mm) Largest: E (170mm) Variety: 4	<30 arc-minutes	Minimum: 3 Maximum: 81 Variety: 9
EVL Right-angle, Spiral bevel/Planetary Configuration General purpose		Smallest: 070 Largest: 235 Variety: 6	1 Stage: <6 arc-minutes 2 Stage: <9 arc-minutes	Minimum: 3 Maximum: 100 Variety: 22
EVB Right-angle, Spiral bevel/Planetary General purpose, simple mount		Smallest: 060 Largest: 220 Variety: 6	1 Stage: <4 arc-minutes 2 Stage: <7 arc-minutes	Minimum: 3 Maximum: 100 Variety: 22
EVS Right-angle, Spiral bevel/Planetary Highest radial, axial load capacity		Smallest: 060 Largest: 240 Variety: 7	1 Stage: <4 arc-minutes 2 Stage: <7 arc-minutes	Minimum: 3 Maximum: 100 Variety: 22
EVT Right-angle, Spiral bevel/Planetary Highest radial, axial load capacity		Smallest: 064 Largest: 255 Variety: 6	1 Stage: <4 arc-minutes 2 Stage: <7 arc-minutes	Minimum: 4 Maximum: 100 Variety: 20