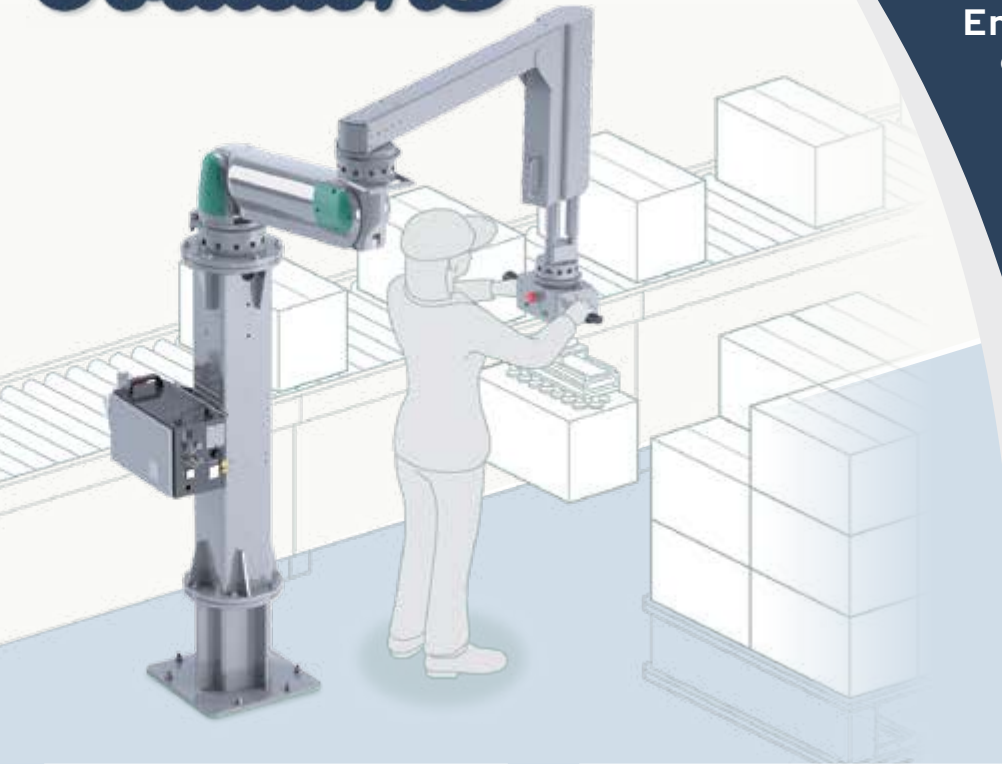


LIFT ASSIST *Solutions*



REVOLUTIONIZE
PRODUCTION WITH
LIFT-ASSIST DEVICES

Enhance operator efficiency by
optimizing cycle time and
reducing the number of
operators

Reduce operator burden

Improve workplace safety

Automatic or manual
balancing options

Vertical and radial work
areas

PAW Series PowerArm



- Award winning design
- Locks in place when air or power is lost
- Wider range of movement, while still folding down to compact storage

CAW Series Compact Arm



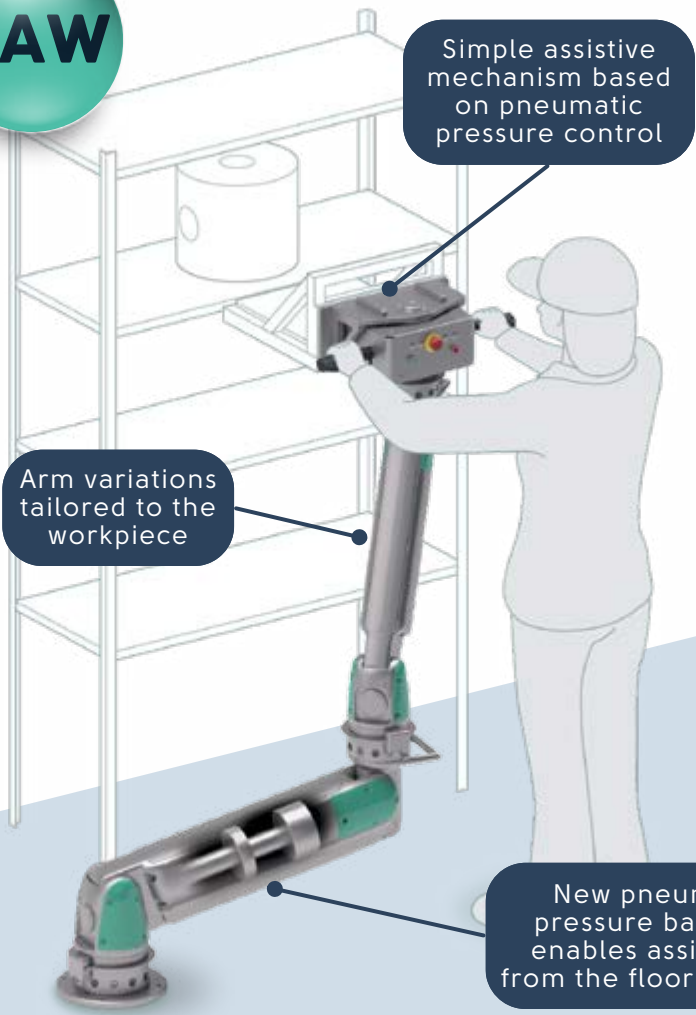
- Compact balancer that reduces arm and hand loads
- Helps reduce the workload of repetitive tasks on a workbench
- Easy to install

BBS Series Balancer Unit

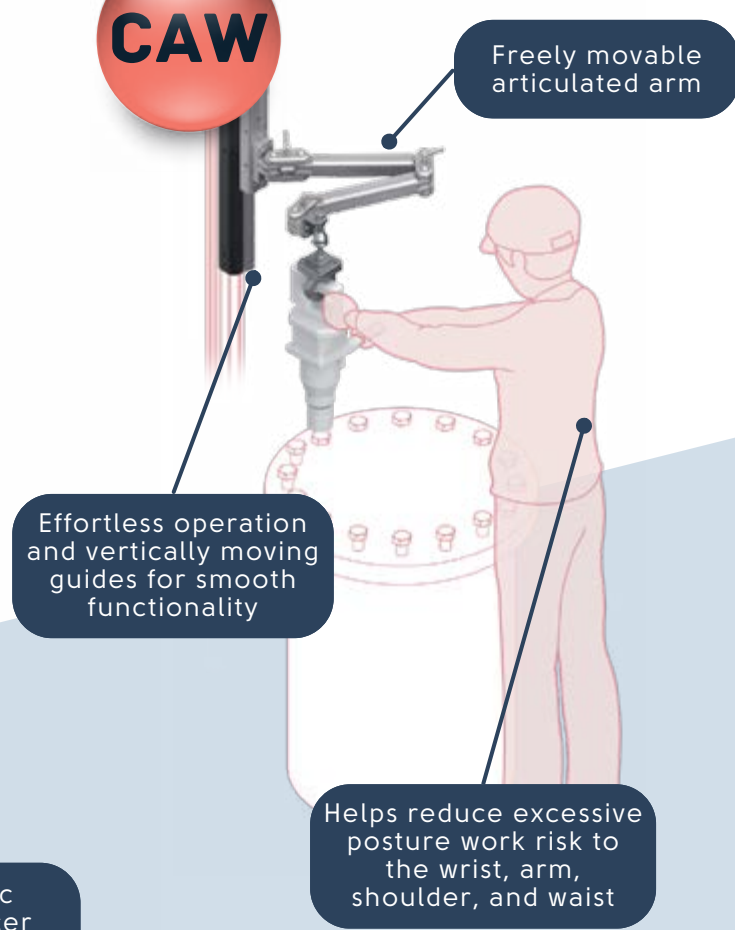


- Minimal force moves objects weighing up to 660 lbs
- Ensure personnel safety at sites where heavy objects are handled
- Highly reliable brakes equipped as standard feature

PAW



CAW



SPECIFICATIONS	PAW	CAW	BBS
Max Lift Capacity (kg)	83	15	285
Horizontal Reach Max (radius mm)	2250	450	N/A
Vertical Lift Max (mm)	1750	755	1500
Purpose	General purpose lifting	Tool balancing	Vertical only lift/balance
Cost	\$\$\$	\$	\$\$